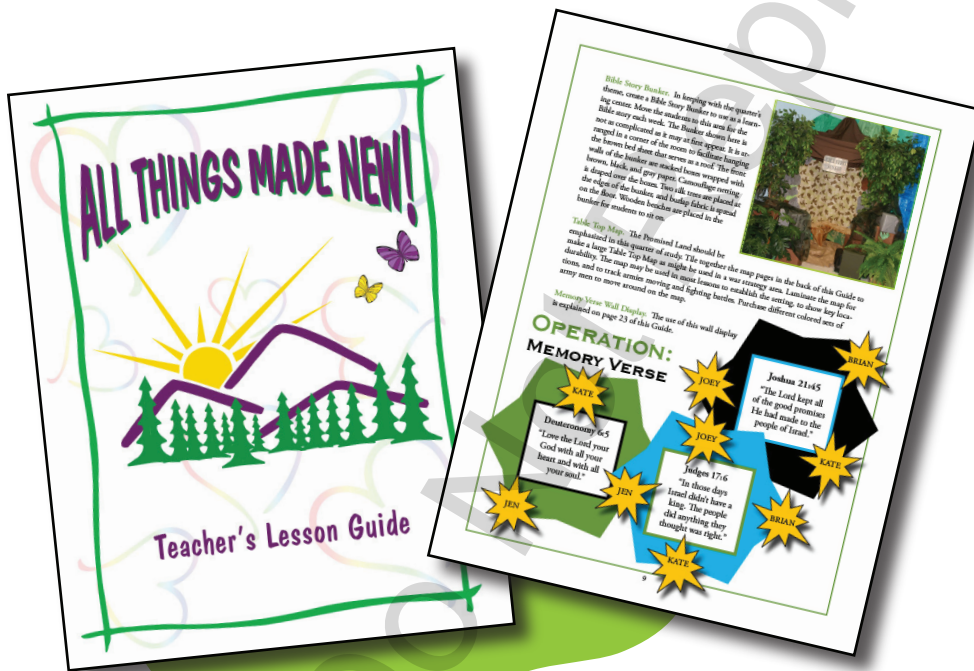


# Teaching Strategies

The strategies detailed on the following pages provide hundreds of possibilities for teaching Shaping Hearts for God curriculum. The suggested approach is as follows:

- *Sunday morning class – present the lesson content by covering the Bible story*
- *Wednesday night class – reinforce the lesson and make applications*

Many more ideas and suggestions specific to each series are found in the Teacher's Lesson Guide.



## Features of Teacher's Lesson Guides

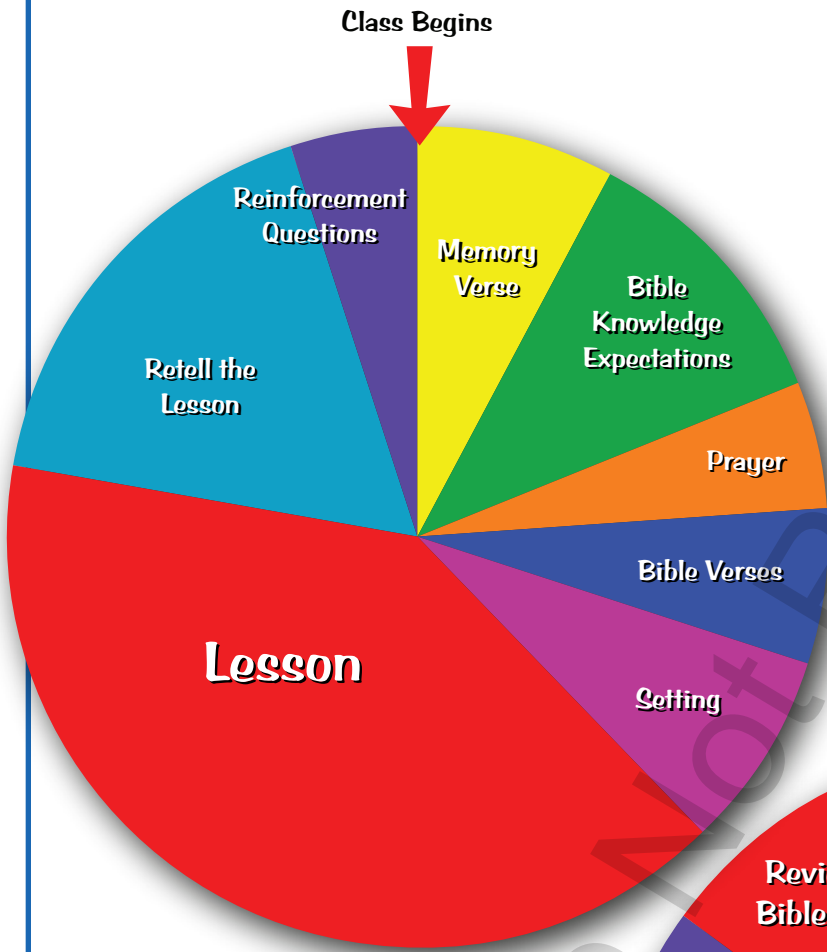
- teaching board ideas
- activities for the entire quarter
- two lesson plans for every lesson
- illustrations and applications
- worksheet samples, and more

## Quick Find

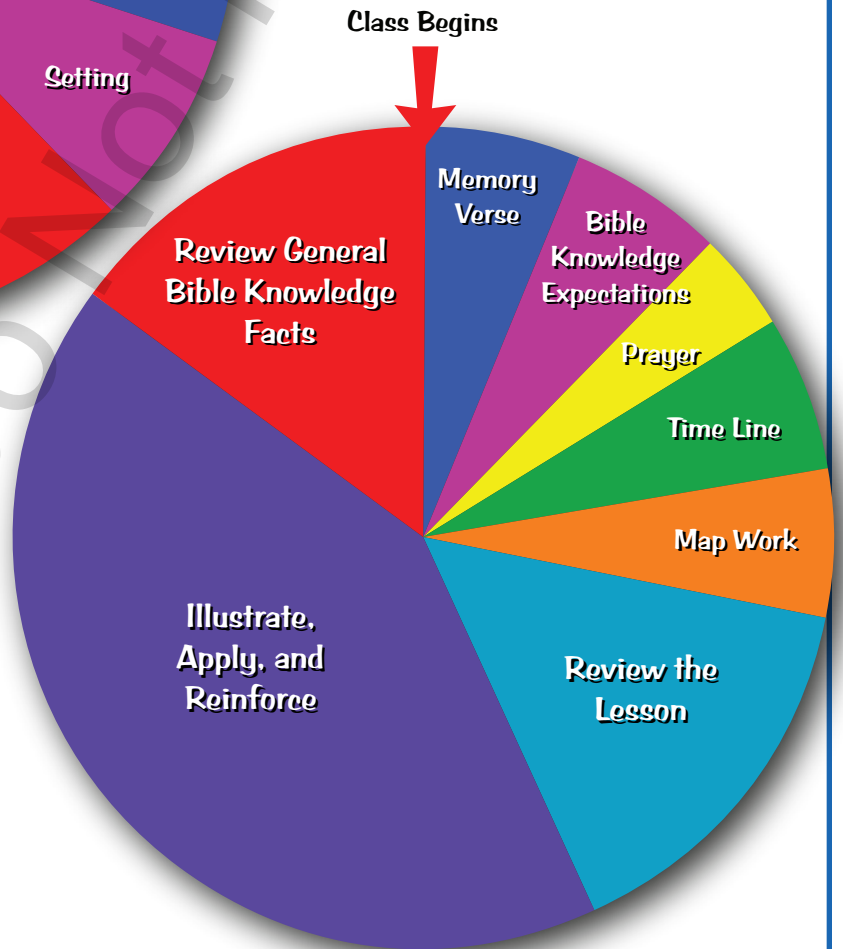
Sunday Morning Strategies.....23

Wednesday Night Strategies.....26

# Dividing the Teaching Material



**Sunday**  
Cover the Bible story



**Wednesday**  
Reinforcement & Applications

# Wednesday Night Strategies

The Wednesday Night Lesson plans in each *Teacher's Lesson Guide* calls for illustrating and applying the Bible story. After briefly reviewing the Bible story covered on Sunday morning, the Wednesday night teacher works on illustrations and applications. To do this effectively, consider the following ideas and suggestions.

## “What?” and “So What?”

- Ask these questions about every Bible story, and ask them in this order. “What ... does the Bible teach?” and then “So what ... are we supposed to do?”
- Another way to ask this is “What ... does God say or do?” and then “So what ... should we do in response?”
- The teacher should ask these questions in her own study and preparation and may also lead students to think about them during the class period.

## Crossing the Bridges

- Begin the lesson by connecting with students' life experiences – some relationship or situation that students quickly understand and identify with that relates to the day's lesson.
- The Starter in each Wednesday Night Lesson plan provides an idea leading students from their experiences to the Bible text.
- Cross the first bridge from the students' life experiences to the Bible story. Briefly review the story, and move immediately to illustrate and reinforce it.
- Cross the second bridge with application, helping students see how the Bible story impacts their decisions, relationships, and life.



Student's Life  
& Experiences

Bible  
Lesson



Student's Life  
Attitudes & Choices