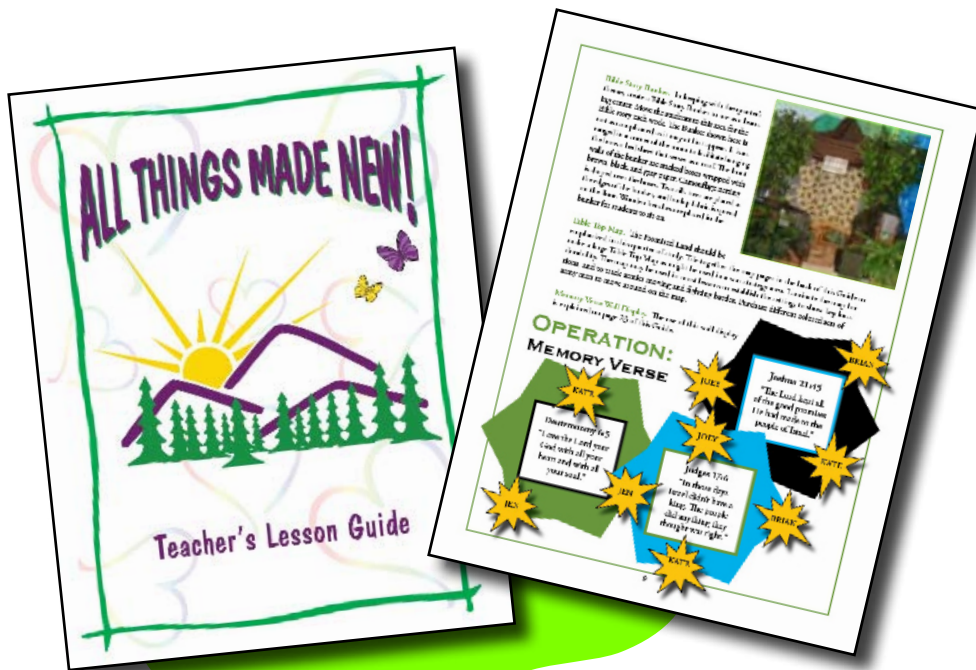


Teaching Strategies

The strategies detailed on the following pages provide hundreds of possibilities for teaching Shaping Hearts for God curriculum. The suggested approach is as follows:

- *Sunday morning class – present the lesson content by covering the Bible story*
- *Wednesday night class – reinforce the lesson and make applications*

Many more ideas and suggestions specific to each series are found in the Teacher's Lesson Guide.

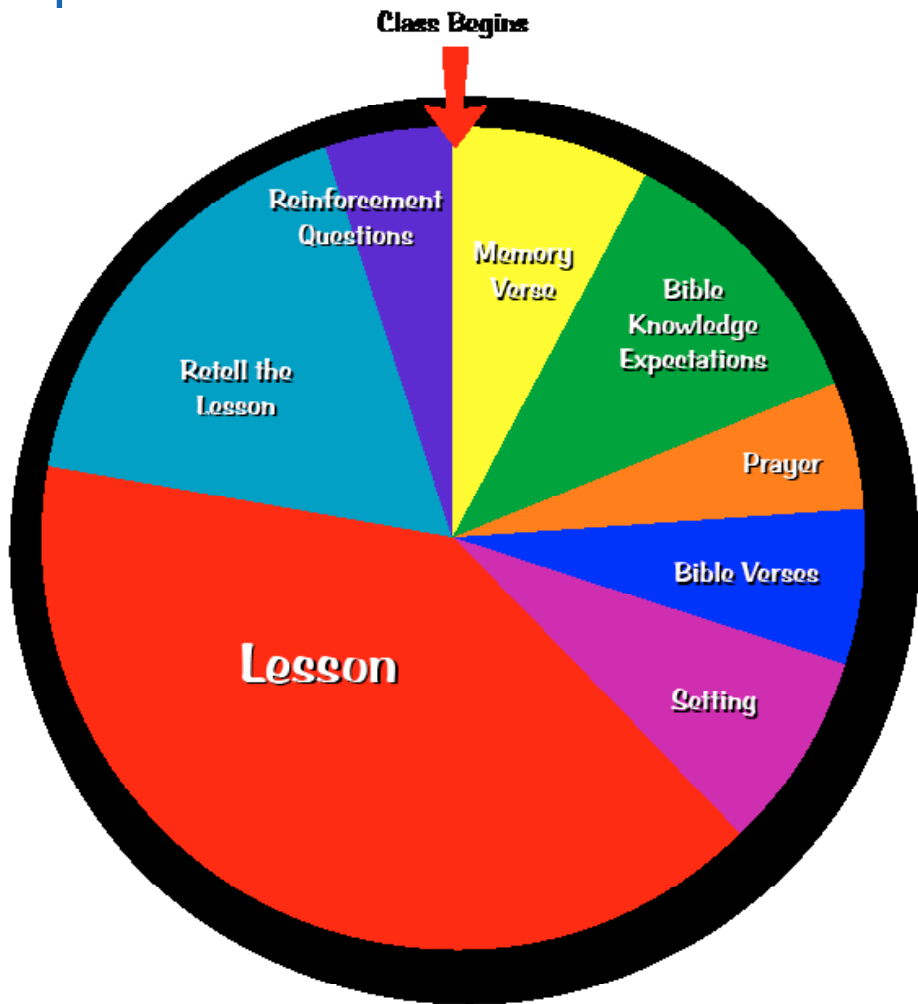


Features of Teacher's Lesson Guides

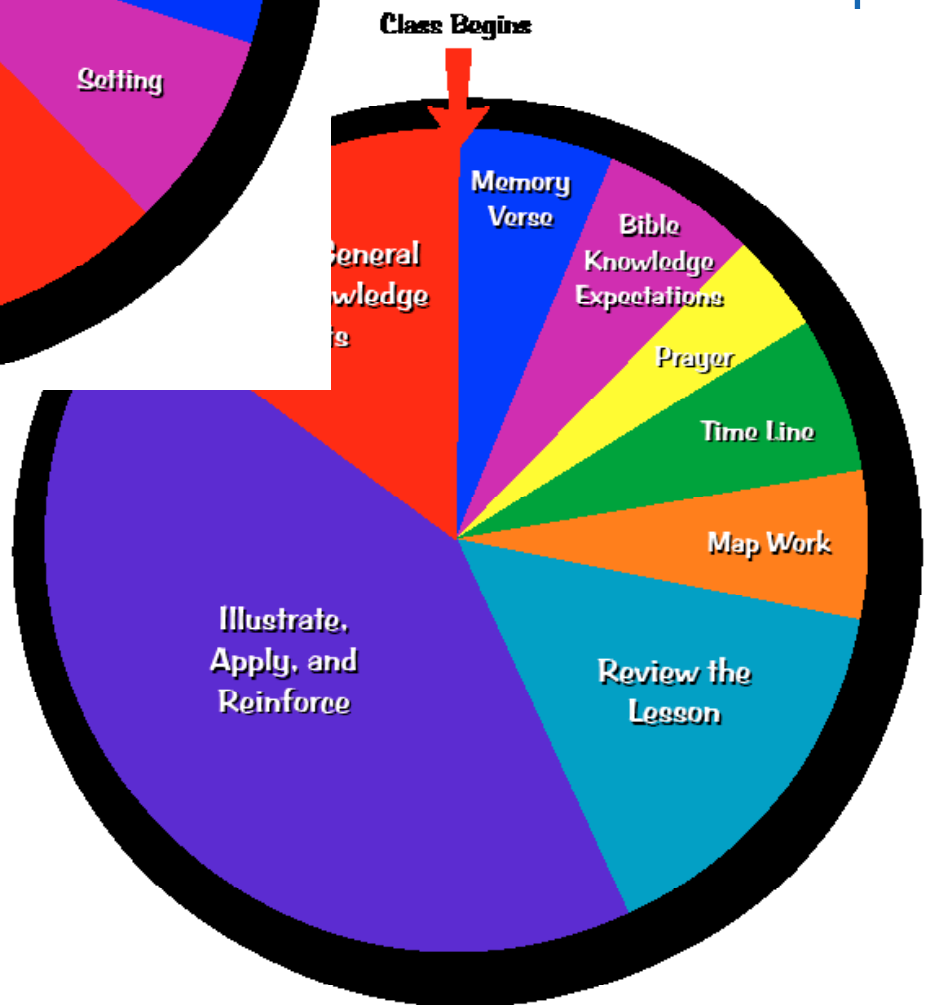
- teaching board ideas
- activities for the entire quarter
- two lesson plans for every lesson
- illustrations and applications
- worksheet samples, and more

Quick Find
Sunday Morning Strategies.....23
Wednesday Night Strategies.....26

Dividing the Teaching Material



Sunday
Cover the Bible story



Wednesday

Reinforcement & Applications

Pre-Class Activities

The keys to these activities are “short and simple.” Keeping students busy from the moment they walk in the door uses every opportunity for teaching and often preempts discipline problems.

Ideas for Pre-Class Activities

1. The Memory Verse work featured elsewhere in *Teaching Resources* may be a pre-class activity, saving more time in class for the lessons and applications.
2. Fill in the blanks of the Memory Verse and past verses.
3. Find Memory Verse cards hidden around the room.
4. Personal Memory Verse work: Place a sheet of colored paper and an envelope addressed to the student on each student’s desk. In the envelope, there are strips of paper printed with phrases from the Memory Verse. Students arrange strips in order and glue them on colored paper. Read the verse aloud together.
5. Practice saying the books of Bible, alternating books back and forth between teacher and children, adding students as they come into the classroom.
6. Prepare “story paper” that has a place for a drawing on the top half and lines for writing on the bottom half. Using the paper, students may prepare a card to send to someone who is sick or to appreciate someone who is serving faithfully.
7. Write a thank-you note to someone in the congregation for something special he/she has done or do on a regular basis.
8. Simple crossword puzzles relating to the lesson
9. Map worksheets
10. Draw out of a basket an event printed on a card. Place the card at the proper place on the timeline.

The Activity Books are filled with reproducible worksheets corresponding with each lesson in *Shaping Hearts for God* curriculum. Book 1 worksheets are designed for non-readers and Book 2 worksheets for readers. Each book contains two worksheets per lesson. The Activity Books currently available are for *Take Time to be Holy* and *Stop, Look, & Listen*. Other Activity Books are in production.

